


5 1/4" - FIBERGLASS CONE DRIVER - 130 mm

4 Ω

CAR LINE

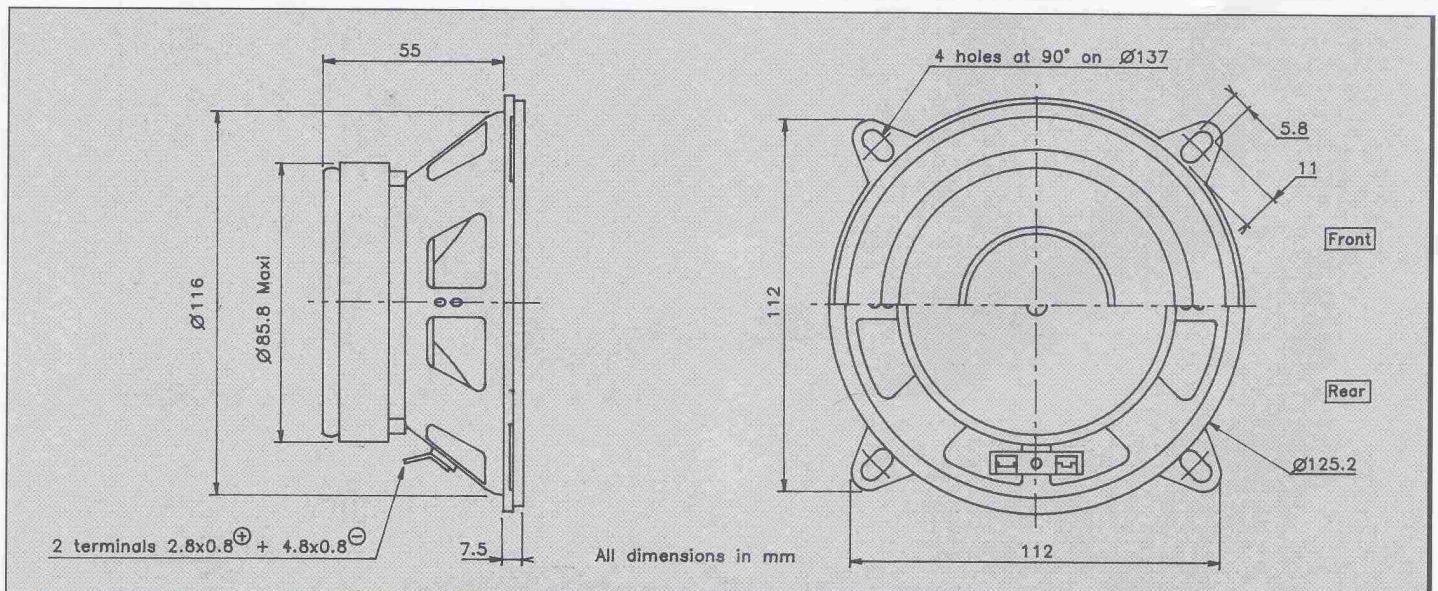
Hi Fi automotive application
 Extended frequency response
 Woven fiberglass cone
 High loss rubber surround
 Linear frequency response
 Stamped steel chassis

Application Hi Fi automobile
 Réponse étendue
 Cône fibre de verre tissée
 Suspension caoutchouc amortissant
 Courbe de réponse linéaire
 Châssis acier embouti

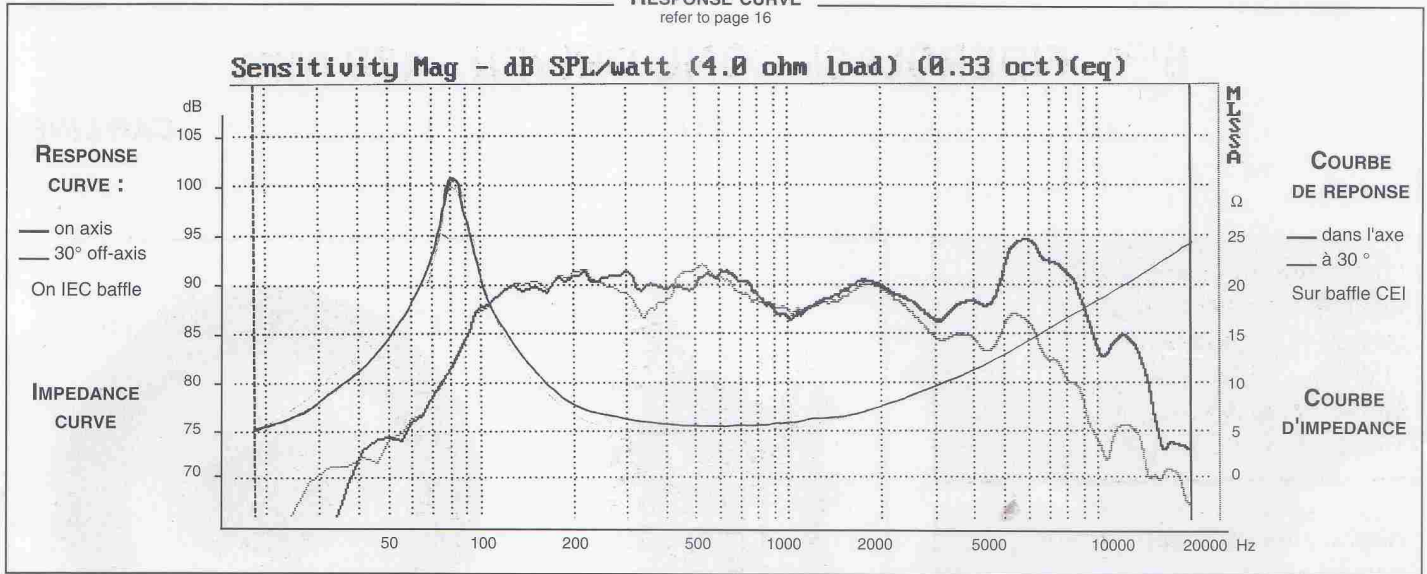


This 5 1/4" Bass-Midrange driver is specifically designed for Hi Fi automotive application (4 Ω). A woven fiberglass cone coupled with a high loss rubber surround combine excellent sonic qualities and long term reliability in automotive environment. It offers a largemagnet for high efficiency and high temperature voice coil for good power handling. The "suggested applications" charts indicate various driver loads. The response curves shown on the diagram indicate the predicted low end response of the driver in the suggested box volume (Vb) with suggested port (Dp-Lp).

Ce Boomer-Médium de 130 mm est particulièrement destiné à des applications Hi Fi automobile (4Ω). Sa membrane en fibre de verre tissée associée à une suspension en toile caoutchoutée offre d'excellentes qualités sonores ainsi qu'une fiabilité exceptionnelle dans un environnement automobile. Une structure magnétique largement dimensionnée lui procure un rendement élevé et une bobine haute température, sa bonne tenue en puissance. Le tableau "Suggested applications" indique différents types de charge. Les courbes publiées correspondent à la réponse dans le grave pour un volume (Vb) et une dimension d'évent donnée (Dp-Lp).



RESPONSE CURVE
refer to page 16



SPECIFICATIONS

| Technical Characteristics | Symbol | Value | Units |
|---------------------------|--------|-------|-------|
|---------------------------|--------|-------|-------|

PRIMARY APPLICATION

| | | | |
|------------------------|----|----|----------|
| Nominal Impedance | Z | 4 | Ω |
| Resonance Frequency | Fs | 74 | Hz |
| Nominal Power Handling | P | 50 | W |
| Sensitivity | E | 90 | dB |

VOICE COIL

| | | | |
|-----------------------|-------------|-----------|----------|
| Voice coil diameter | \emptyset | 25 | mm |
| Minimum Impedance | Zmin | 4,9 | Ω |
| DC Resistance | Re | 3,35 | Ω |
| Voice Coil Inductance | Lbm | 0,23 | mH |
| Voice coil Length | h | 7 | mm |
| Former | - | Aluminium | - |
| Number of layers | n | 2 | - |

MAGNET

| | | | |
|------------------------|----------------------|---------|------------------|
| Magnet dimensions | $\emptyset \times h$ | 84x15 | mm |
| Magnet weight | m | 0,345 | kg |
| Flux density | B | 1,1 | T |
| Force factor | BL | 4,13 | NA ⁻¹ |
| Height of magnetic gap | He | 5 | mm |
| Stray flux | Fmag | - | Am ⁻¹ |
| Linear excursion | Xmax | ± 1 | mm |

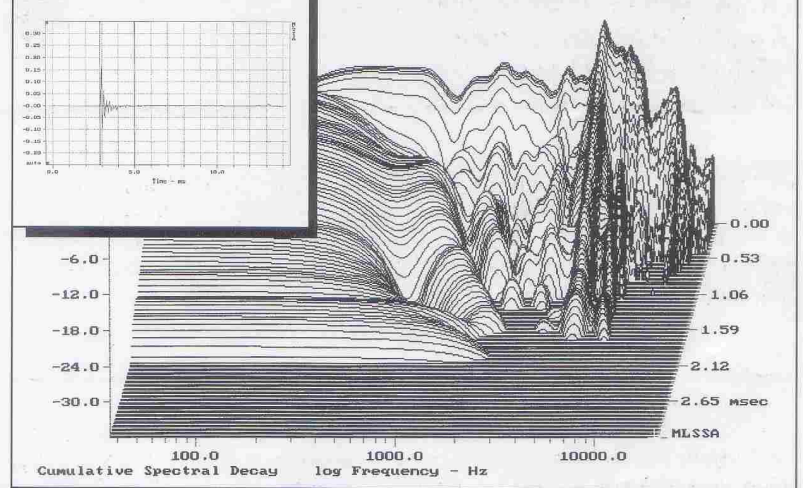
PARAMETERS

| | | | |
|---------------------------------|-----|----------------------|--------------------|
| Suspension Compliance | Cms | $0,85 \cdot 10^{-3}$ | mN ⁻¹ |
| Mechanical Q Factor | Qms | 3,50 | - |
| Electrical Q Factor | Qes | 0,50 | - |
| Total Q Factor | Qts | 0,44 | - |
| Mechanical Resistance | Rms | 0,73 | kg s ⁻¹ |
| Moving Mass | Mms | $5,5 \cdot 10^{-3}$ | kg |
| Effective Piston Area | S | $82,2 \cdot 10^{-2}$ | m ² |
| Volume Equivalent of Air at Cas | Vas | $8,1 \cdot 10^{-3}$ | m ³ |
| Mass of speaker | M | 0,87 | kg |

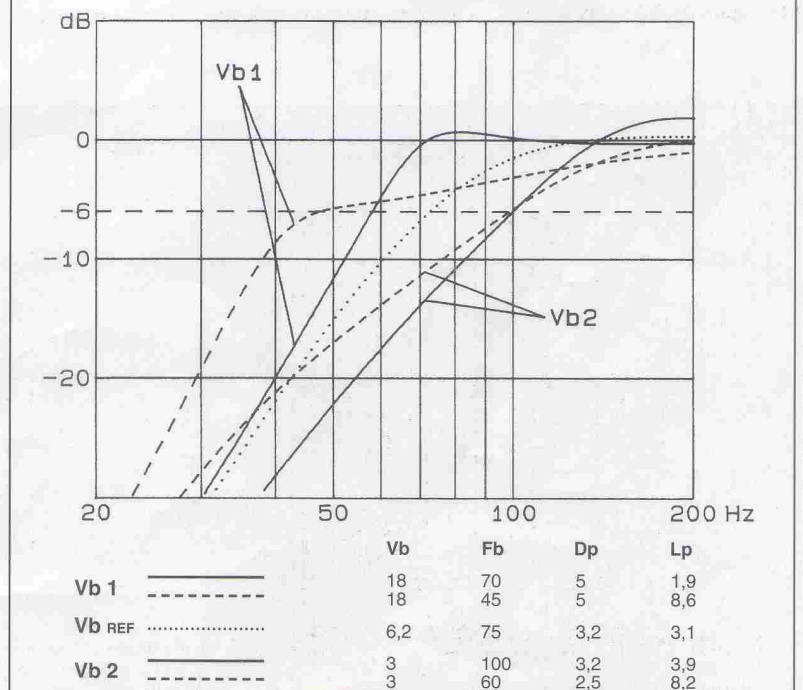
APPLICATION PARAMETERS

| | | |
|----|------------------|-----------------|
| Vb | Box volume | dm ³ |
| Fb | Tuning frequency | Hz |
| Dp | Port diameter | cm |
| Lp | Port length | cm |

IMPULSE RESPONSE WATERFALL
refer to page 16



SUGGESTED APPLICATIONS
refer to page 8 to 13



Please refer to method of measurement and measurement conditions pages 15 to 19.

Audax may, without prior notification modify the specifications on its products further to research and development requirements.